

# Student Booklet

# LANGUAGE 1



Education  
Quality and  
Accountability  
Office

Please note: The format of these booklets is slightly different from that used for the assessment. The items themselves remain the same.

- 1** Your class is on a field trip to a large park. You find an object that belonged to an ancient civilization. Describe the object and explain how the people of the ancient civilization might have used it.

Ideas for My Description



**Remember:**

- Check over your work.
- Check your spelling, grammar and punctuation.





# Grade 6 Calendar

Mrs. Randall  
Room 203

## June 2005



Sunday	Monday	Tuesday	Wednesday	Thursday	Friday	Saturday
			1	2	3	4
			Pizza Lunch 		School newsletter goes home. Grade 6 student monitors—please distribute letters to all classes by 2:30 p.m.	
5	6	7	8	9	10	11
	Student Council Meeting <ul style="list-style-type: none"> <li>Mrs. Randall will chair.</li> <li>Ravi Singh will record the minutes.</li> </ul>	Talent Show <ul style="list-style-type: none"> <li>Performers and stage hands report to gym at 9:15 a.m.</li> <li>Start time: 10:00 a.m.</li> <li>Classes will be invited to attend.</li> <li>Recess will be postponed.</li> </ul>	Pizza Lunch 	Track & Field <ul style="list-style-type: none"> <li>Long distance runners meet at 7:30 a.m. in front of school: Grades 4, 5 &amp; 6.</li> <li>Bus leaves at 9:00 a.m.</li> <li>Return time: approximately 3:30 p.m.</li> </ul>	Track & Field <ul style="list-style-type: none"> <li>Grades 4, 5 &amp; 6.</li> <li>Bus leaves at 9:00 a.m.</li> <li>Return time: approximately 3:30 p.m.</li> </ul>	

Sunday	Monday	Tuesday	Wednesday	Thursday	Friday	Saturday
12	13	14	15	16	17	18
	<p><b>Grade 4 Spelling Challenge</b></p> <p>Grade 6 students assisting—please see Ms. Choi in room 110.</p>	<p><b>Field Trip: Royal Ontario Museum</b></p> <ul style="list-style-type: none"> <li>• Bus leaves at 9:20 a.m.</li> <li>• Be on time and pack a lunch.</li> <li>• Bus returns at 3:15 p.m.</li> </ul>	<p><b>Pizza Lunch</b></p> 	<p><b>Annual School Community BBQ and Family Dinner</b></p> <ul style="list-style-type: none"> <li>• 4:00 p.m. to 7:30 p.m.</li> <li>• West playground.</li> </ul>		<p><b>Fun Fair</b></p> <ul style="list-style-type: none"> <li>• Rain or shine.</li> <li>• 9:00 a.m.–3:00 p.m.</li> <li>• Jumping castle, games, treats.</li> </ul>
19	20	21	22	23	24	25
<p><b>Father's Day</b></p>	<p><b>Play Day</b></p> <ul style="list-style-type: none"> <li>• 1:00–3:00 p.m.</li> <li>• Grades 5 and 6 students—meet Mr. Mansfield in the gym at 9:30 a.m.</li> <li>• Rain date: June 22.</li> </ul>	<p><b>Baseball Game</b></p> <ul style="list-style-type: none"> <li>• Teachers vs. Grade 6 students.</li> <li>• 12:30 p.m.</li> <li>• North baseball diamond.</li> </ul>	<p><b>Outdoor Lunch and Popsicle Sale</b></p> <ul style="list-style-type: none"> <li>• Popsicles for 50¢.</li> <li>• Many flavours.</li> <li>• Bring your lunch and have a picnic!</li> </ul>	<p><b>Guest Speaker: Constable Kim Phillips</b></p> <ul style="list-style-type: none"> <li>• Topic: summer safety.</li> <li>• Library, 1:30 p.m.</li> </ul>		
26	27	28	29	30		
	<p><b>Grade 6 Graduation</b></p> <ul style="list-style-type: none"> <li>• 5:00 p.m. in the gym.</li> </ul> <p><b>Congratulations graduates!</b></p> 		<p><b>Last Day of School!</b></p>	<p><b>Professional Activity Day for Teachers</b></p>		

- 2** At the meeting on June 6, Ravi Singh will record the minutes. What does “record the minutes” mean?
- a take notes at the meeting \*
  - b read files from a meeting
  - c play music in the meeting
  - d talk about the time in the meeting
- 3** On June 7, recess will be postponed. What does “postponed” mean?
- a delayed \*
  - b extended
  - c cancelled
  - d completed
- 4** Why is an apostrophe used in “Father’s Day”?
- a to make “Father” an adjective
  - b to make “Father” a plural word
  - c to make “Father” a proper noun
  - d to make “Father” a possessive word \*
- 5** What topics will Constable Kim Phillips most likely discuss with the students?
- a bike and water safety \*
  - b bike and motorcycle safety
  - c bike safety and how to be a crossing guard
  - d bike safety and how to become a police officer

- 6** What will the school calendar most likely help teachers, students and parents do?
- a make plans for the entire month \*
  - b remember how many days are in June
  - c think of activities for summer vacation
  - d know what classes Mrs. Randall teaches

**7** Explain the purpose of the Grade 6 calendar and how it might help the students. Use information from the calendar and your own ideas to support your answer.

---

---

---

---

---

---

**8** During the school year, there are several fundraising events. What June activities could the funds support? Use information from the text and your own ideas to answer the question.

---

---

---

---

---

---

## Popcorn Under Pressure

It looks like kitchen magic. You take a handful of dried corn kernels, small and hard as ladybugs. Throw them into a hot pan with a little oil, and soon they're jumping, spinning and exploding into shapes like freeze-dried clouds. That's popcorn. Don't forget to put on the lid. But why does popcorn pop?

Each kernel of popcorn has a hard outer shell around a pocket of starch. This pocket is called an endosperm, which means "inside the seed." If you could take off the shell, the starch in the endosperm would feel and taste a little like a raw potato. There's a lot of water in that starch; in fact, the perfect piece of popcorn is about 14% water. 5

When the popcorn is heated, the water in the endosperm turns to steam. Steam takes up more space than liquid water: the molecules of water in the steam are farther apart and move faster. It's the expansion of the steam that makes popped popcorn so big. A piece of popped popcorn can be 40 times as big as a kernel of unpopped popcorn. 10

But the expansion of steam is only half the story. When most things are heated, the water in them just boils away. That's why foods with a lot of water in them, such as mushrooms or tomatoes, usually get smaller when you cook them. Popcorn is different because of the hard shell. The shell keeps the hot steam inside the popcorn like air inside a balloon. The pressure builds up. You can picture the fast-moving molecules of steam pushing and hitting against the hard shell until the shell can't hold them in. Like a balloon, the shell flies apart all at once: it pops. 15 20

Popcorn is a tasty example of the science of pressure. It may not be magic, but it is magical.



**9** What is at the centre of the corn kernel?

- a oil
- b starch \*
- c steam
- d potato

**10** What is the purpose of the colon in line 11?

- a to introduce a list
- b to connect an idea \*
- c to indicate a long pause
- d to separate contrasting ideas

**11** Read this sentence from line 15.

But the expansion of steam is only half the story.

What is the other half of the story?

- a The shell gets harder as it cooks.
- b Popcorn gets smaller when it is cooked.
- c The shell cracks open from the pressure. \*
- d The pot lid keeps the popcorn under pressure.

**12** Describe a safety issue related to popping popcorn. Use information from the text and your own ideas to support your answer.

---

---

---

---

---

---

**13** How does this text make a complicated process understandable? Use information from the text and your own ideas to support your answer.

---

---

---

---

---

---

**14** The text as a whole answers which of these questions?


- a What is an endosperm?
- b Why does steam expand?
- c How does pressure make a corn kernel explode? \*
- d How does popcorn cook differently from tomatoes?

**15** Where would this text most likely be published?

- a in a book of poetry
- b in a science textbook \*
- c on the front page of a newspaper
- d on the editorial page of a magazine

**16** Most people enjoy special events.

Write a journal entry about your favourite special event. Explain why you enjoy this event.



Ideas for My Journal Entry

**Remember:**

- Check over your work.
- Check your spelling, grammar and punctuation.





The information in this booklet is being collected under authority of clause 4 (1) (b) and subsection 9 (6) of the *Education Quality and Accountability Office Act, 1996*, for the purposes of administering and marking tests of pupils in elementary schools and evaluating the quality and effectiveness of elementary education, in accordance with section 3 of the Act. Inquiries regarding this collection should be directed to the Senior Policy Analyst, EQAO, 1-888-327-7377.

Student responses in this booklet may be used as examples for the marking of the assessment, and may be included without attribution in public reports.

© 2006 Queen's Printer for Ontario.

All rights reserved. No part of this publication may be reproduced, stored in a retrieval system, or transmitted in any form or by any means, electronic, mechanical, or otherwise, without the prior express written permission of the Education Quality and Accountability Office.



Education  
Quality and  
Accountability  
Office